















# Halstead-Reitan Screening Test for Cerebral Dysfunction

Last updated: June 3, 2019

Patient's Task		Examiner's Instructions to Patient
1. Copy <i>square</i> (A)		First, draw this on your paper. (Point to square, item A.) I want you to do it without lifting your pencil from the paper. Make it about the same size.
2. Name <i>square</i>		What is that shape called?
3. Spell <i>square</i>		Would you spell that word for me?
4. Copy <i>cross</i> (B)		Draw this on your paper. (Point to the cross, item B). Go around the outside like this until you get back to where you started. Make it about the same size.
5. Name <i>cross</i>		What is that shape called?
6. Spell <i>cross</i>		Would you spell that word for me?
7. Copy <i>triangle</i> (C)		Draw this on your paper. (Point to the triangle, item C.) Do it without lifting your pencil from the paper, and make it about the same size.
8. Name <i>triangle</i>		What is that shape called?
9. Spell <i>triangle</i>		Would you spell that word for me?
10. Name <i>baby</i> (D)		What is this? (Show baby, item D.)
11. Write <i>clock</i> (E)		Now, I am going to show you another picture, but do not tell me the name of it. I don't want you to say anything out loud. Just write the name of the picture on your paper. (Show clock, item E.)
12. Name <i>fork</i> (F)		What is this? (Show fork, item F.)
13. Read <i>7 six 2</i> (G)	<b>7 SIX 2</b>	I want you to read this. (Show item G.)
14. Read <i>M G W</i> (H)	<b>M G W</b>	Read this. (Show item H.)
15. Read item I	<b>SEE THE BLACK DOG.</b>	Now, I want you to read this. (Show item I.)
16. Read item J	<small>HE IS A FRIENDLY ANIMAL, A FAMOUS WINNER OF DOG SHOWS.</small>	Can you read this? (Show item J.)
17. Repeat <i>triangle</i>		Now, I am going to say some words. I want you to listen carefully and say them after me as well as you can. Say this word: <i>triangle</i> .
18. Repeat <i>Massachusetts</i>		The next one is a little harder, but do your best. Say this word: <i>Massachusetts</i> .
19. Repeat <i>Methodist Episcopal</i>		Now, repeat this phrase: <i>Methodist Episcopal</i> .
20. Write <i>square</i> (K)	<b>S Q U A R E</b>	Don't say this word out loud; just write it on your paper. (Point to stimulus word <i>square</i> , item K.)
21. Read <i>seven</i> (L)	<b>S E V E N</b>	Can you read this word out loud? (Show item L.)
22. Repeat <i>seven</i>		Now, I want you to repeat this after me: <i>seven</i> .
23. Repeat and explain <i>He shouted the warning</i>		I am going to say something that I want you to say after me. So listen carefully: <i>He shouted the warning</i> . Now, you say it. Would you explain what that means?
24. Write <i>He shouted the warning</i>		Now, I want you to write that sentence on the paper.
25. Compute <i>85 - 27</i> (M)	<b>8 5 - 2 7 =</b>	Here is an arithmetic problem. Copy it on your paper in any way you like and try to work it out. (Show item M.)
26. Compute <i>17 X 3</i>		Now, do this one in your head: <i>17 X 3 = ?</i>
27. Name <i>key</i> (N)		What is this? (Show item N.)
28. Demonstrate the use of a <i>key</i>		If you had one of these in your hand, show me how you would use it. (Show item N.)
29. Draw <i>key</i>		Now, I want you to draw a picture that looks just like this. Try to make your key look enough like this one so that I will know it is the same key from your drawing. (Point to key, item N.)
30. Read item O	<small>PLACE LEFT HAND TO RIGHT EAR .</small>	Would you read this? (Show item O.)
31. <i>Place left hand to right ear</i>		Now, would you do what it says?
32. Place left hand to left elbow		Now, I want you to place your left hand to your left elbow.

Note: average person with high school education should make essentially no errors on this test and recognize immediately impossibility of command 32.  
 Re-test any items failed by giving tasks similar to failed one.

 <p>(A)</p>	 <p>(B)</p>	 <p>(C)</p>
 <p>(D)</p>	 <p>(E)</p>	 <p>(F)</p>
<p>7 SIX 2</p> <p>(G)</p>	<p>M G W</p> <p>(H)</p>	<p>SEE THE BLACK DOG.</p> <p>(I)</p>
<p>HE IS A FRIENDLY ANIMAL, A FAMOUS WINNER OF DOG SHOWS.</p> <p>(J)</p>	<p>SQUARE</p> <p>(K)</p>	<p>SEVEN</p> <p>(L)</p>
<p>85 - 27 =</p> <p>(M)</p>	 <p>(N)</p>	<p>PLACE LEFT HAND TO RIGHT EAR.</p> <p>(O)</p>

BIBLIOGRAPHY for ch. "Diagnostics" → follow this [LINK >>](#)